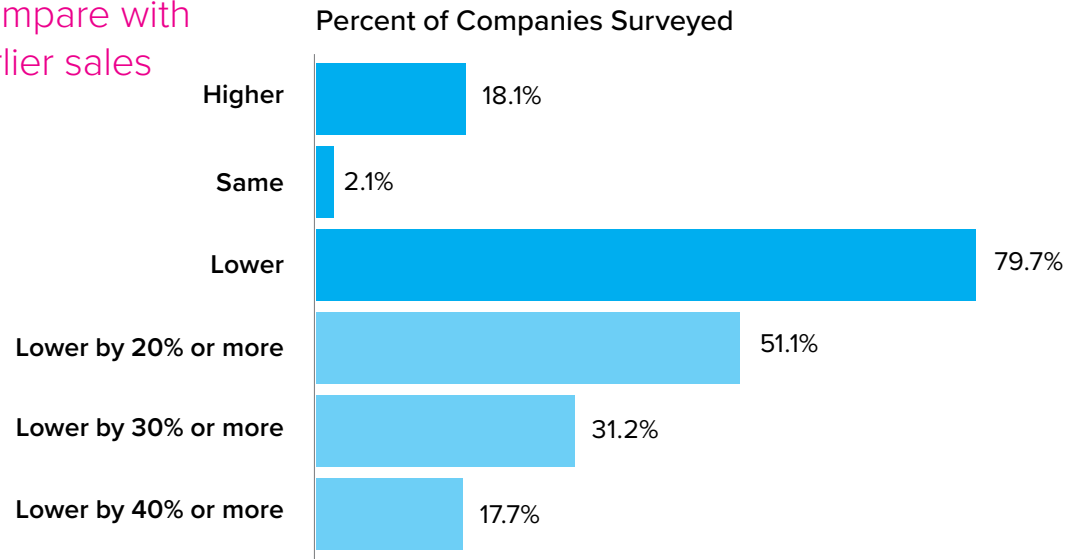




## SALES: YEAR-OVER-YEAR

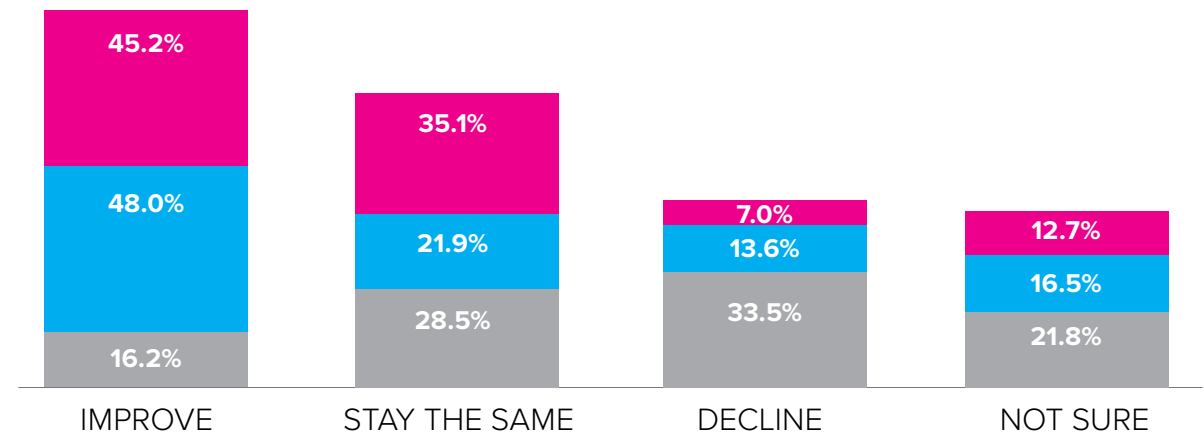
How 1st half 2020 sales compare with year-earlier sales



## CONFIDENCE

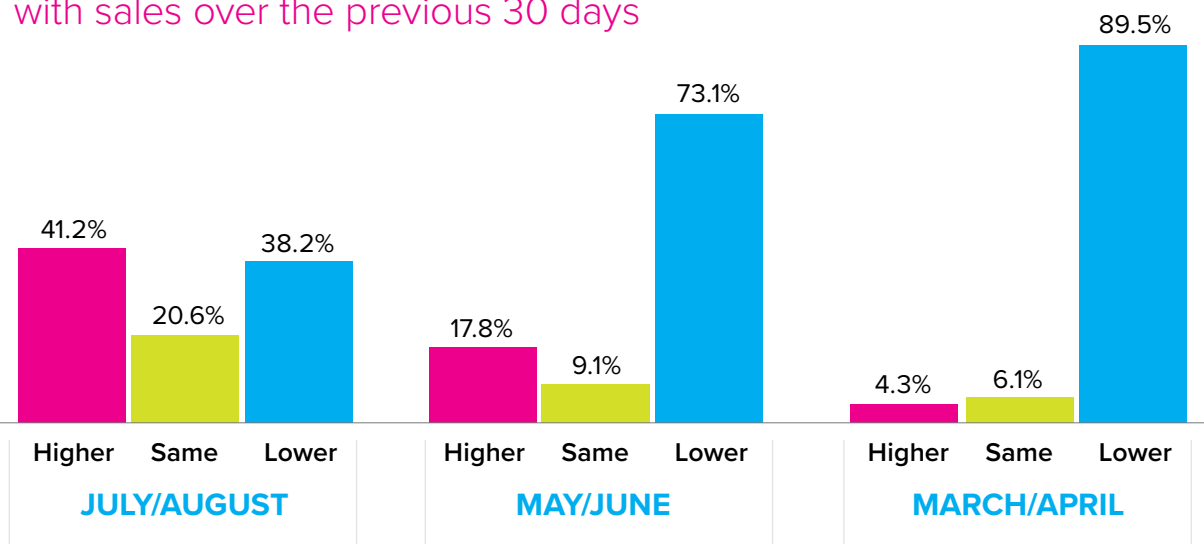
Compared with current conditions, over the next month we expect business conditions to:

July/August  
May/June  
March/April



## SALES: CURRENT TREND

How sales over the last 30 days compare with sales over the previous 30 days



## COVID-RELATED SALES

What percent of your sales is directly COVID-related (PPE, social-distancing graphics, updates on health/safety guidelines, industries/clients that have grown as a result of the pandemic, etc.)?

Percent of Companies Surveyed	Percent of Companies Surveyed
0%	22.1%
0%+ to 10%	53.7%
10%+ to 25%	13.9%
25%+ to 50%	7.4%
50%+ to 75%	2.2%
More than 75%	0.9%