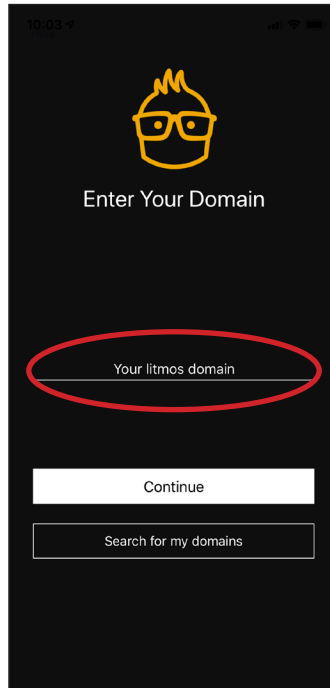


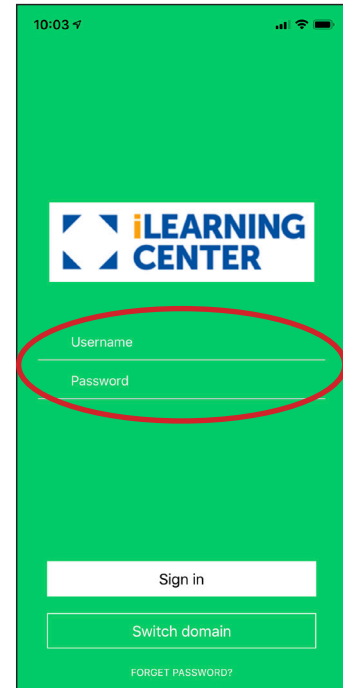
To use the mobile application (Apple and Android devices only), you must first have logged in to the iLearning Center from your desktop computer using your printing.org credentials. Visit [www.printing.org/ilearning](http://www.printing.org/ilearning) for more information.



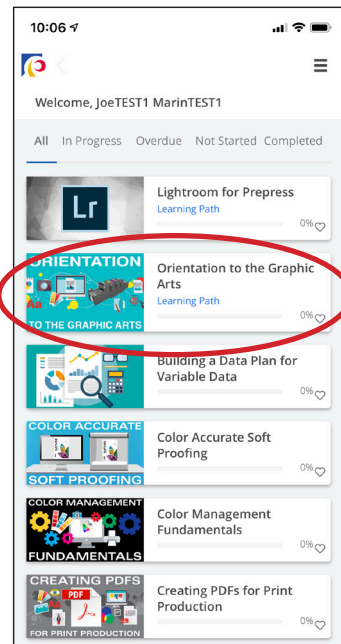
1. In the Apple or Google Play store, search for, download, and install the **Litmos** app.



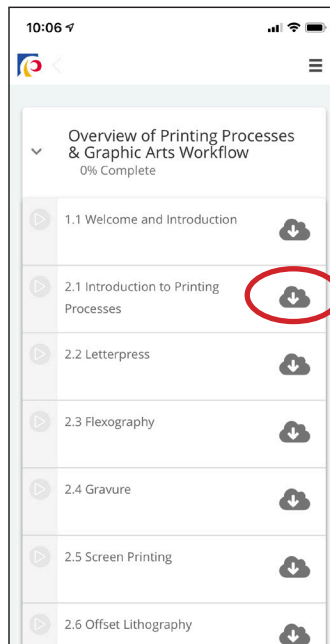
2. Launch the Litmos app. For the domain name, enter **printing**. Then tap **Continue**.



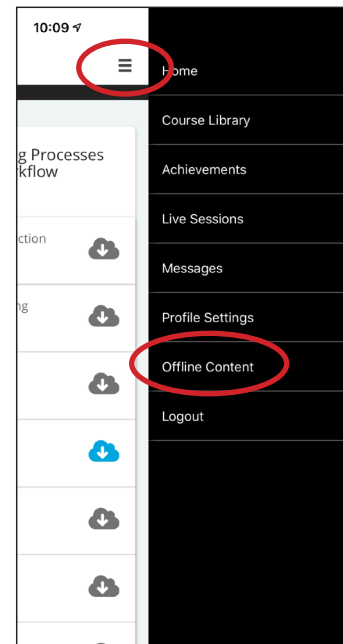
3. Enter your username and password. Then tap **Sign in**.



4. Once logged in, you'll have access to all courses.



5. Via mobile, download courses for offline viewing by tapping the cloud icon.



6. To view downloaded courses offline, tap the menu, then tap **Offline Content**.